

ESRI EXPERIENCE BUILDER

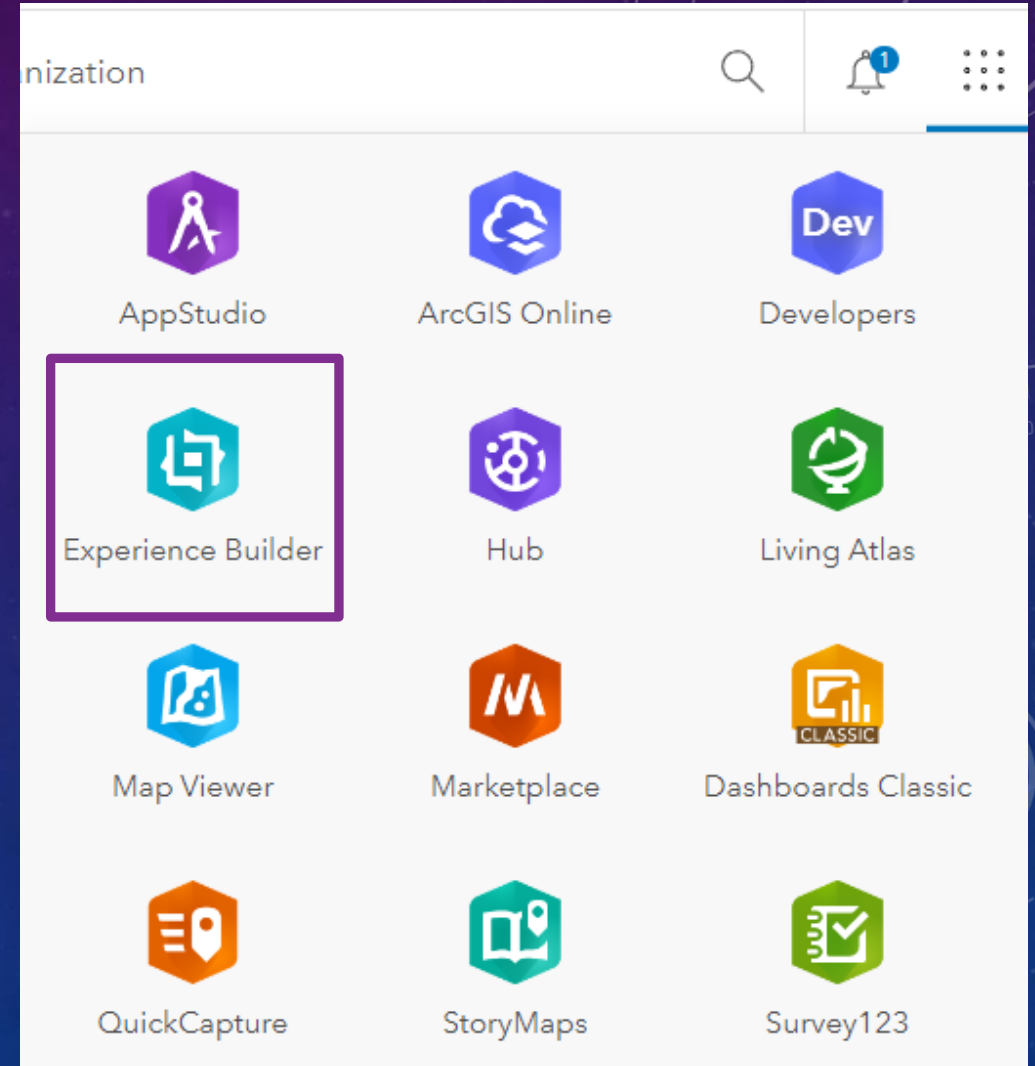
GOODHUE COUNTY GIS SPECIALIST LEANNE KNOTT, GISP

SE MN GIS USERS GROUP SUMMER MEETING

JUNE 23, 2022

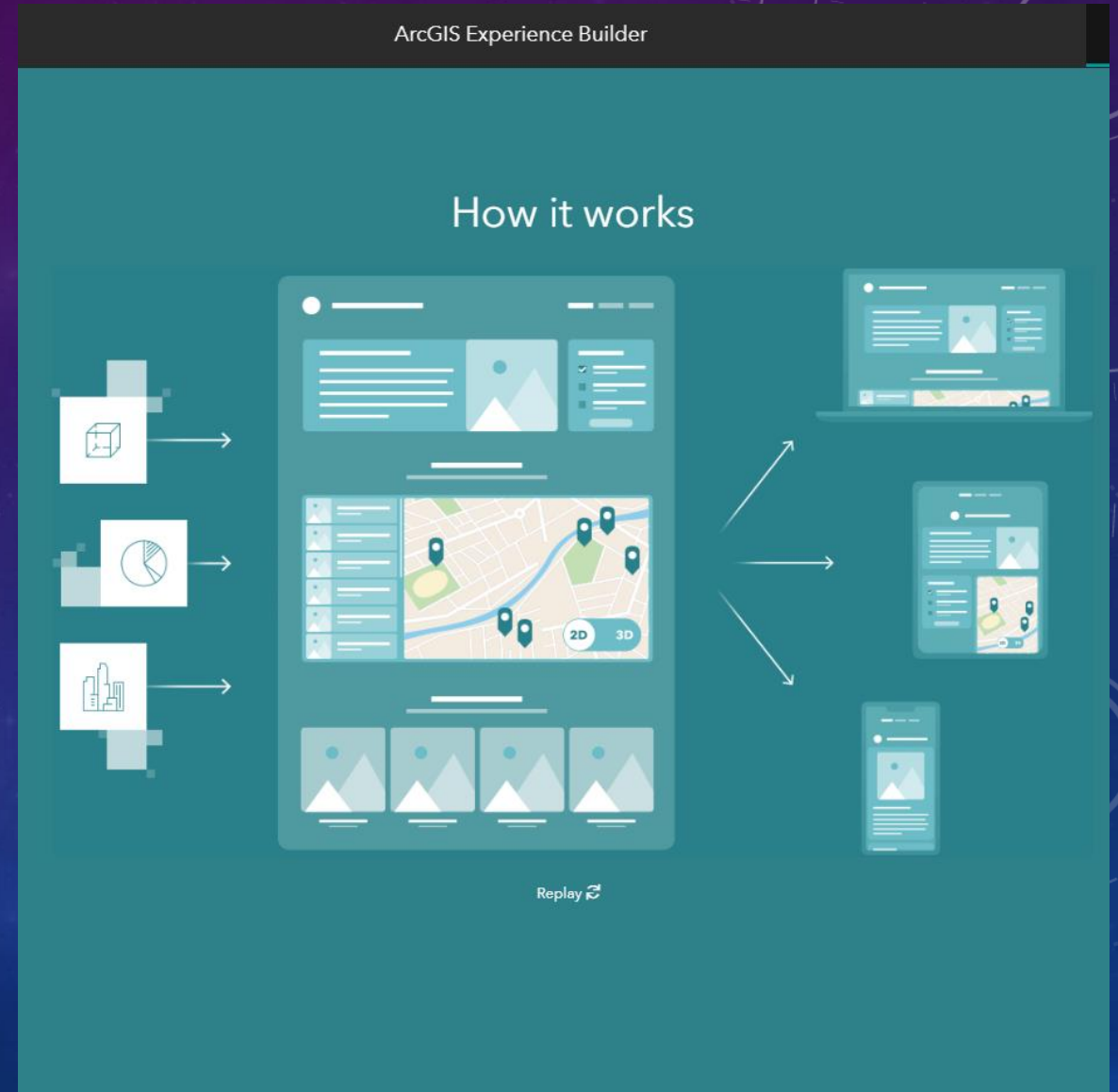
EXPERIENCE BUILDER BASICS

- Esri's next generation web app suite.
- First released in 2019.
- Templates available through ArcGIS Online Apps Gallery.



EXPERIENCE BUILDER BASICS

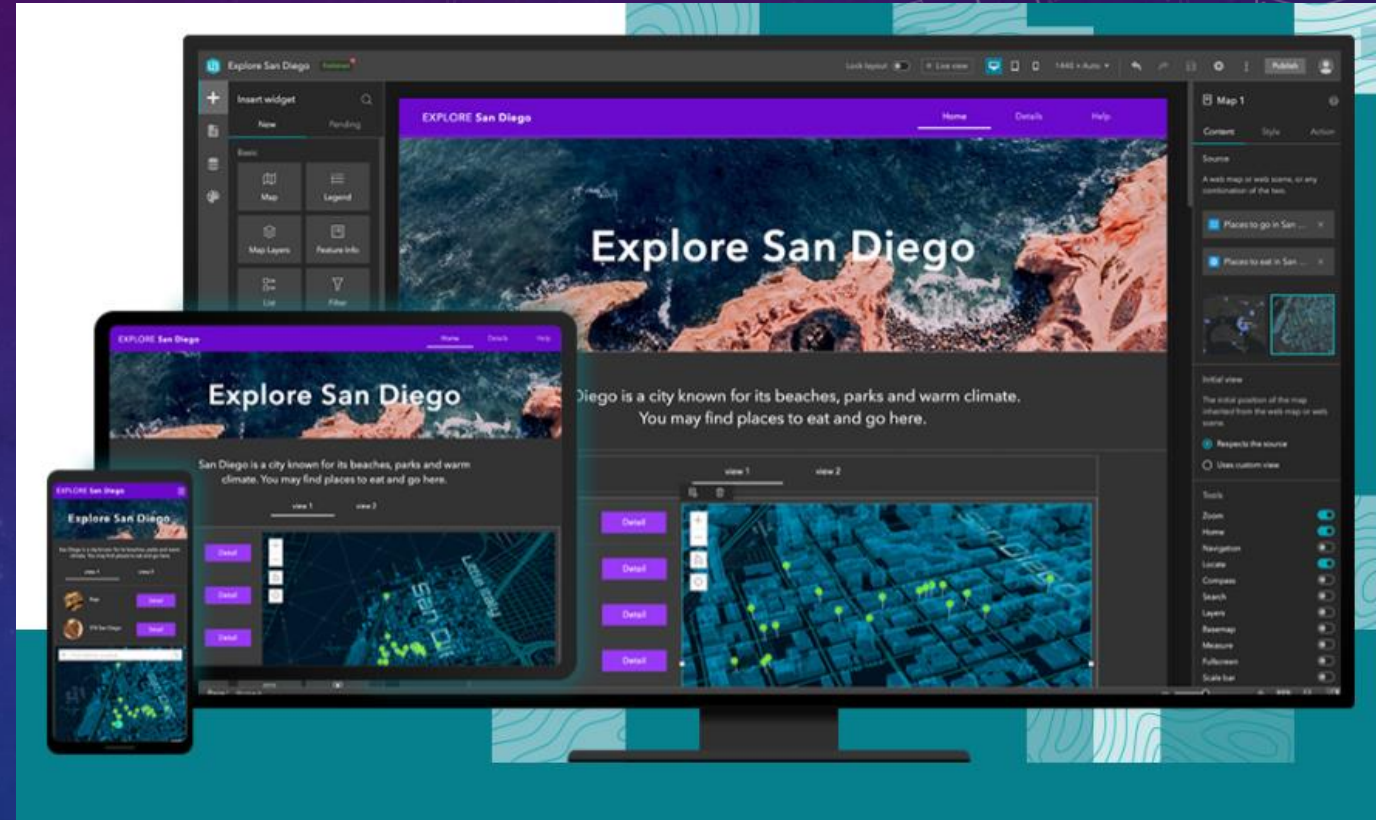
- Template styles include Blank, Map-centric, Dashboard, Web page and Website.
- Design-based app creation.
- Add together different elements of standalone AGOL apps.



EXPERIENCE BUILDER BASICS

Why Experience Builder?

- Runs seamlessly on mobile devices.
- Fine-grained control over look and feel of app.
- Tool functionality not available in Web AppBuilder.
- Template creation and duplication.



EXPERIENCE BUILDER BASICS

End-product determines design.

- Web-mapping application?
- Story Map?
- Hub Site?
- Web-page or site?
- Everything and the kitchen sink???



Instant Apps

Choose an app to provide a focused experience using your map.



Web AppBuilder

Create an app by selecting a theme and choosing from a library of widgets.



StoryMaps

Tell a story by combining maps with narrative text and media.



Dashboards

Create a dashboard with data visualizations that provide key insights.



Sites

Create a tailored website with pages to share information to a specific audience.



Experience Builder

Use a template or start from scratch to create the exact web experience you want.



Configurable Apps

Create an app by selecting a focused template and configuring its properties.

BUILDING A WEB EXPERIENCE

- Templates
- Map-centric App
- Web page

EXAMPLE WEB EXPERIENCE APPS

- [Web Experience Example Gallery Link](#)

PROS & CONS

Pros

- Fully customizable
- Ability to duplicate site or create a template
- Tool functions only available through Experience Builder

Cons

- Steep learning curve
- No parity with WAB widgets (yet...)
- Limited online training options

ONLINE RESOURCES

- [Esri Discovery Paths](#)
- [YouTube Videos](#)
- Esri Online Training

The screenshot displays the Esri Learning Catalog interface. At the top, there are filters for 'FORMATS' (set to 'Viewing All'), 'PRODUCTS' (set to 'Viewing All'), and checkboxes for 'Maintenance' and 'Free'. On the right, there are options for 'SORT' (set to 'Relevance') and 'VIEW' (set to a grid view). Below the filters, it indicates 'Viewing: 63 Results' with a 'Clear Search' link. The main content area shows a grid of nine resource cards:

- TRAINING SEMINAR:** 'Get Started with ArcGIS Experience Builder' (52 Minutes, Requires Maintenance, 1682 ratings, Completed).
- VIDEO:** 'ArcGIS Experience Builder: Customizing and Extending' (61 Minutes, Requires Maintenance, 321 ratings).
- VIDEO:** 'ArcGIS Experience Builder: Introduction' (60 Minutes, Free, 497 ratings).
- LEARNING PLAN:** 'Building Web Solutions Using ArcGIS Experience Builder' (6 Courses, Added by Esri on April 28, 2020, 24 ratings).
- TUTORIAL:** 'Design a Layout for a Thematic Map in ArcGIS Experience Builder' (1 Hour, 30 Minutes, Free).
- TUTORIAL:** 'Get Started with ArcGIS Experience Builder' (45 Minutes, Free).
- VIDEO:** 'ArcGIS Experience Builder: Designing Apps with Style and Layout' (60 Minutes, Free, 157 ratings).
- TUTORIAL:** 'Get Started with ArcGIS Enterprise Builder' (1 Hour, 30 Minutes, Free).
- TUTORIAL:** 'Inspect Assets with Oriented Images' (1 Hour, 15 Minutes, Free).

FINAL THOUGHTS

- Experience Builder represents a radical departure from the AGOL suite of the out-of-the-box apps they have featured in the past.
- Moving from map toward design as part of an arc that started with Story Maps in 2015 continuing on through Dashboards and Hub.
- Capturing web hosting through the AGOL platform (as compared to Weebly/Squarespace/WordPress/etc).

QUESTIONS?

Please contact GIS Systems Specialist Leanne Knott at leanne.knott@ci.red-wing.mn.us for more information.